

April 2018 – RDMS Release Notes

Cognos Upgraded to v11.0.10

- Cognos is being upgraded to v11.0.10
- The upgrade fixes critical security vulnerabilities
- The new version offers more functionality for dashboards such as drill through to report, export as PDF etc. and also offers better cross browser support.

Please note that the new features may not be immediately available to existing reports unless they are modified to make use of them.

- Here are more details on the new features in this version:
 - https://www.ibm.com/support/knowledgecenter/en/SSEP7J_11.0.0/com.ibm.swg.ba.cognos.ca_new.doc/c_ca_nf_11_0_10.html
 - <https://www.ibm.com/communities/analytics/cognos-analytics-blog/whats-new-with-dashboards-in-11-0-10/>

Recent reports tiles added to home page of RDMS Cognos

- Users will now see tiles for reports that were recently executed, on their home page when they login into RDMS Cognos:
<https://dms.ucop.edu/dmscognos>
- The tiles offer a short cut to run the recent executed reports
- The home page also shows important links & resources.

The screenshot displays the home page of the UC Risk Service Data Management System (RDMS) Cognos. At the top, it says "Welcome to UC Risk Service Data Management System - RDMS". Below this, there are several informational links and instructions, such as "Training and resource documents can be found on the RDMS website: <http://rdms.ucop.edu>" and "Submit Help Desk tickets to the Risk and Safety Solutions team at: service@RiskandSafetySolutions.com".

The main content area is divided into two sections: "Recent" and "Quick reference".

Recent Reports:

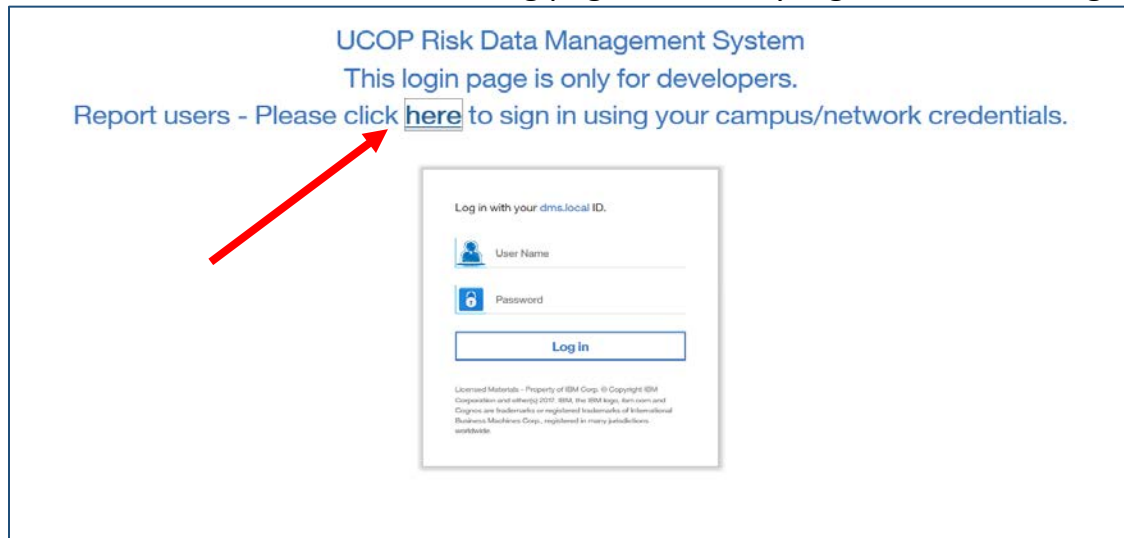
Report Title	Execution Time
4. Feedback Benchmark	4/20/2018 1:54 PM
2. Feedback Rates Per 1000 Patient Days by Month	4/19/2018 12:59 PM
5. Feedback Operational Volume	4/9/2018 10:16 AM
1. Feedback Benchmark Dashboard	4/6/2018 10:22 AM
9. Grievance Operational Counts Detail	4/5/2018 2:31 PM

Quick reference links:

- Get started
- Overview
- Get started videos
- Sample data
- Support

RDMS Cognos Logout Screen updated

- Users will now see the following page when they logout of RDMS Cognos:



UCOP Risk Data Management System
This login page is only for developers.
Report users - Please click [here](#) to sign in using your campus/network credentials.

Log in with your dms.local ID.

User Name

Password

Log in

Licensed Materials - Property of IBM Corp. © Copyright IBM Corporation and others(2012). IBM, the IBM logo, Business and Cognos are trademarks or registered trademarks of International Business Machines Corp., registered in many jurisdictions worldwide.

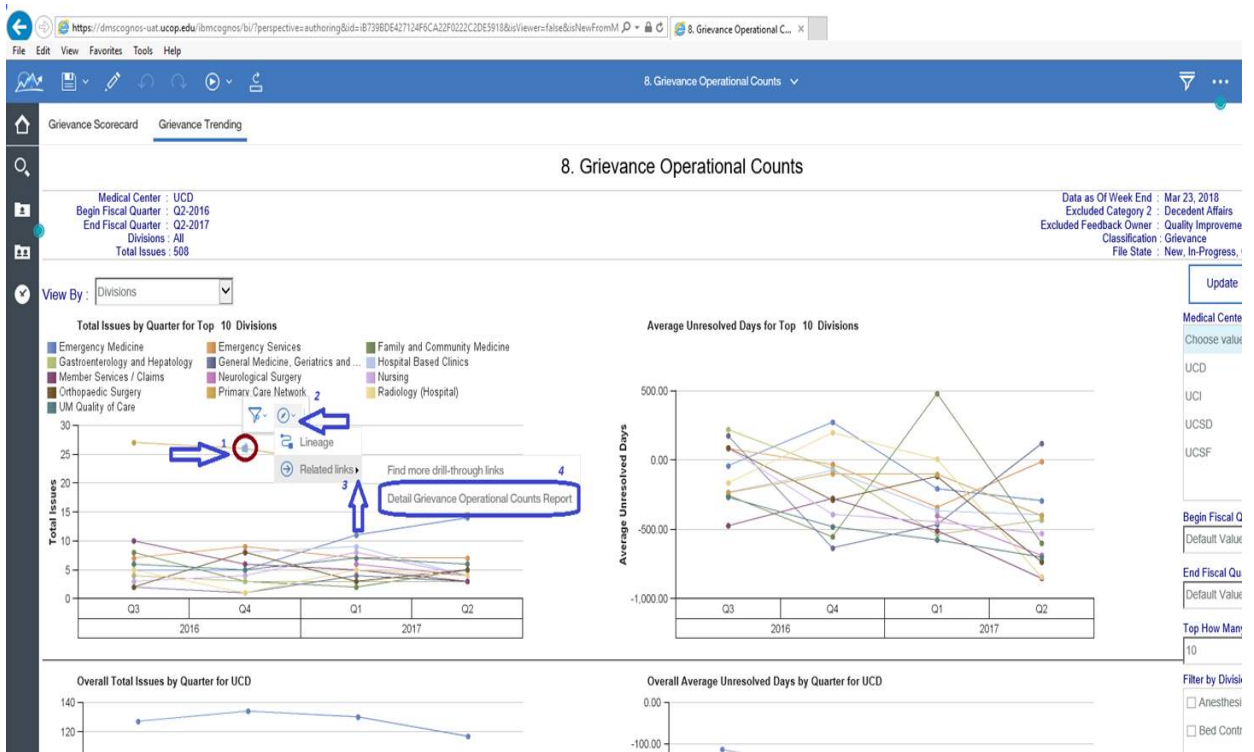
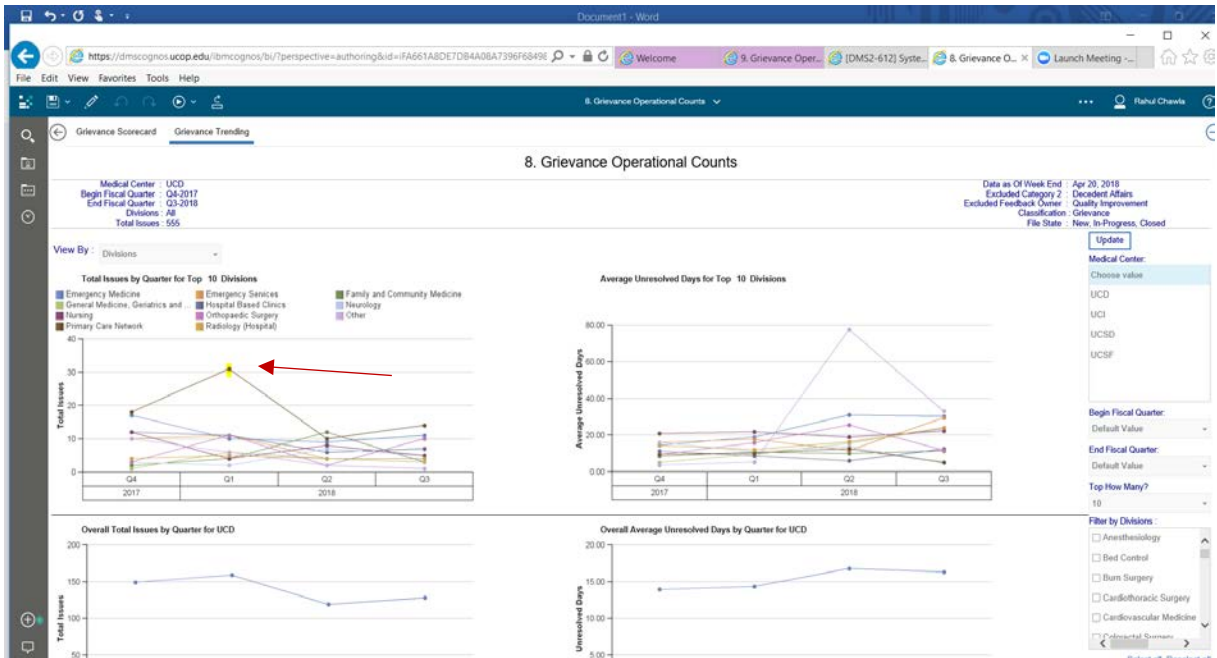
- In order to log back into RDMS cognos, they need to click on the link indicated about.
- Alternatively, they can use the RDMS Cognos URL:
<https://dms.ucop.edu/dmscognos>

Switch from full to incremental RL data files processing

- Ingestion of RL files for the 4 Medical centers - UCD, UCI, UCSD, and UCSF has been switched from full to incremental. Only files that have changed since last file transmissions are included by RL instead of all the files.
- This reduces files size and processing time
- The incremental RL files are still processed weekly (every weekend)

Other Notes

- RDMS Cognos reports are best viewed in Internet explorer. Users may see some issues while using other browsers such as Chrome or Firefox. **As such the recommended browser is IE.**
- In the new version of Cognos, there is a different way to use the drill down feature of Feedback Report 8 - Grievance Operational Counts Report.
- In current version, in the Grievance Trending tab, users can click on point markers on line chart to open drill down report, as shown in screenshot below.



- In new version, users need to perform steps as shown in above screenshot to use the drill down feature.